



The CDP|CDM Learning Portal

Some quick pointers for new users



Learning Management System (LMS)

How to access the CDM Learning Portal?

Look for the email sent to you by **CDM Community** <noreply@notify.thinkific.com> with the subject:

[First Name], here's your CDP|CDM Student Learning Portal Account!

The email contains the following:

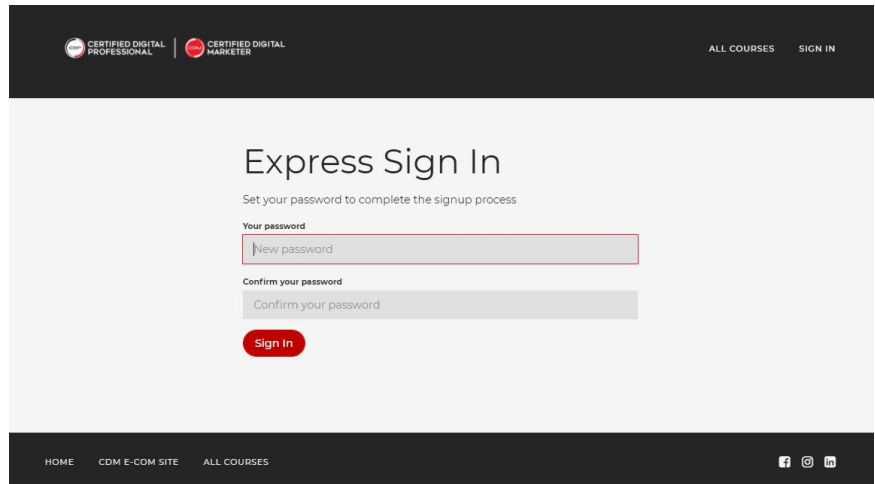
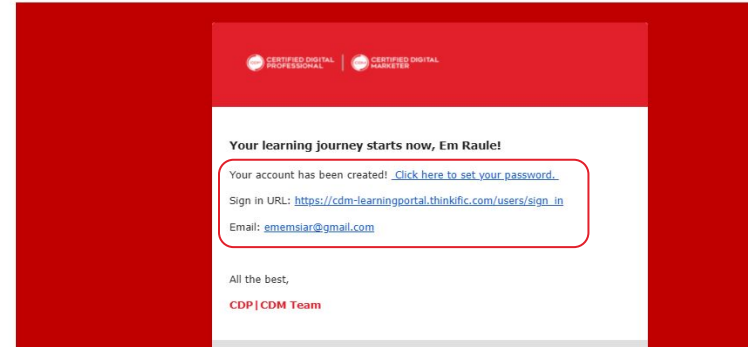
- ➔ Email registered in the Learning Portal
- ➔ Sign-in URL (Express Sign In link)

Em, here's your CDP|CDM Student Learning Portal account! 




CDM Community <noreply@notify.thinkific.com>
to me

8:16 AM (1 minute ago)



Your Student Dashboard, Malaya D

My courses

Search 

[View more courses](#)

All ▾

Digital Marketing
Fundamentals Program
Batch 54

0%

[See Overview](#)

[Start Course](#)



1

Go to your USER PROFILE.

2

Select "MY ACCOUNT."

Your Student Dashboard, Em R

My courses

[View more courses](#)

Digital Marketing Analytics
Batch 26 Certification Exam

0%


[See Overview](#) | [Start Course](#)



Search Engine Optimization
Program Batch 07


0%

[See Overview](#) | [Start Course](#)



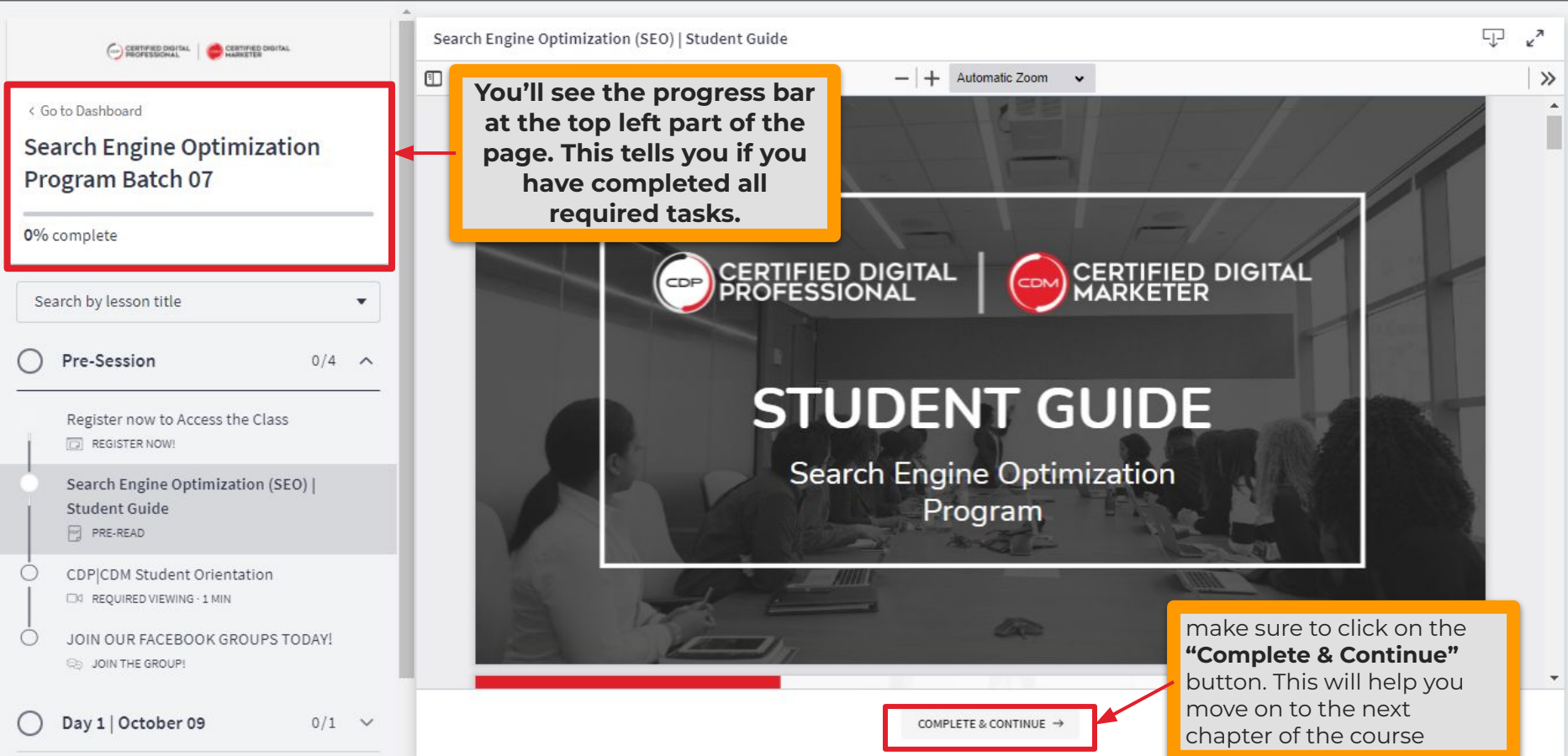
0%

[See Overview](#) | [Start Course](#)



You will be redirected to your **Dashboard** once you log in to the Learning Portal.

Once inside, click on the **course card** to access the class materials.



You'll see the progress bar at the top left part of the page. This tells you if you have completed all required tasks.

CERTIFIED DIGITAL PROFESSIONAL | CERTIFIED DIGITAL MARKETER
STUDENT GUIDE
Search Engine Optimization Program

COMPLETE & CONTINUE →

make sure to click on the "Complete & Continue" button. This will help you move on to the next chapter of the course

< Go to Dashboard
Search Engine Optimization Program Batch 07
0% complete

Search by lesson title

Pre-Session 0/4

Register now to Access the Class

REGISTER NOW!

Search Engine Optimization (SEO) | Student Guide

PRE-READ

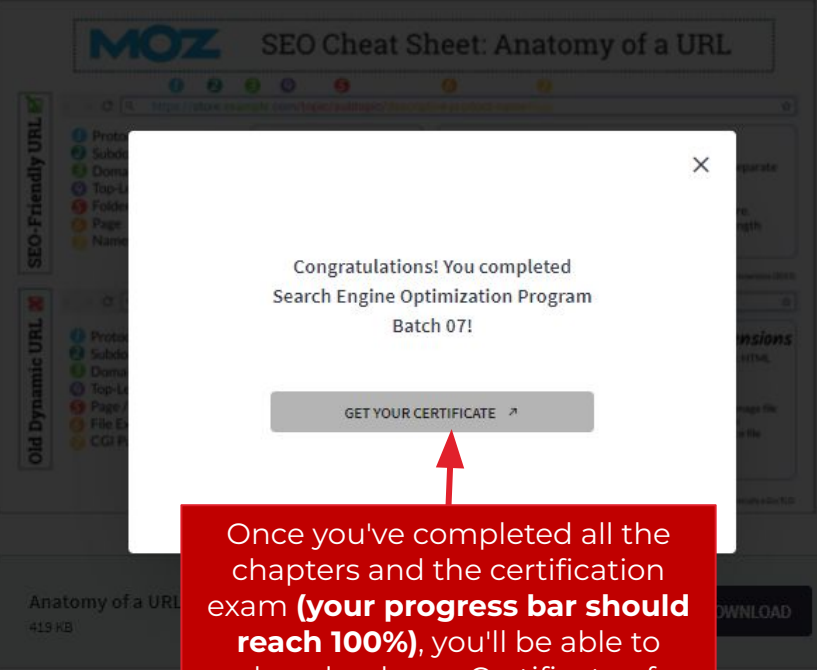
CDP|CDM Student Orientation

REQUIRED VIEWING · 1 MIN

JOIN OUR FACEBOOK GROUPS TODAY!

JOIN THE GROUP!

Day 1 | October 09 0/1



Once you've completed all the chapters and the certification exam (**your progress bar should reach 100%**), you'll be able to download your Certificate of Participation.

- Profile
- Password
- Certificates
- Notifications
- Billing
- Order History

Edit Profile



UPLOAD NEW IMAGE

Email **3**

First name Last name **4**

Company

Professional Title

Timezone
Select your timezone

Site Language
Select your language

Mobile Number

Designation

Department

Save Changes **5**

3 You are **NOT** allowed to change the registered email address. The registered email is connected to your program enrollment.

Should you wish to change your email address, kindly send an email to community@elearningedge.net

4 Please note that the name used in your CDP|CDM Learning Portal Account will be the name used on your Certificates.

Please ensure this is accurate. Should you need to change it, feel free to rename yourself in the account settings.

5 Click "Save Changes"

Important exam dates to remember

Learning portal access link was sent to you by
[<noreply@notify.thinkific.com>](mailto:noreply@notify.thinkific.com).

Certificate exam launch	September 9, 2023
Exam duration (7 days)	September 9 - 16, 2023
Access to learning portal materials	September 16, 2023

IMPORTANT REMINDERS

- **One login per student**
 - Duplicate logins will be placed in the Waiting Room

- **Having technical problems? We're here to help!**
 - Message us via the Zoom chat or email us at community@elearningedge.net.

- **We have dedicated Q&A portions.**
 - But you may send queries via the chatbox throughout the discussion. We will go through the questions chronologically.

- **Please go on “Mute” during discussions.**

- **Online class recordings are accessible through the LMS.**